

tools for radiology and radiotherapy applications

—
gafchromic™ films



ashland.com / efficacy usability allure integrity profitability™

who knows the value
of pinpoint precision?

—
we do.



convenient, accurate and cost-efficient quality assurance tools for radiology and radiotherapy applications

description

Gafchromic™ films are designed to provide fast and highly accurate measurements for radiology applications and radiotherapy.

When used with specifically designed Film QA Pro™ software, Gafchromic™ film provides the most complete and accurate dosimetric measurement. Instant high resolution images provide the high data integrity needed to increase confidence and peace of mind for both the radiologist and the patient alike.

key features and benefits

- high spatial resolution and contrast: submillimeter resolution –25 µm or less
- no angular correction or dependence: response is independent of radiation incident angle
- tissue equivalent
- safe to handle in room light
- image develops in real time — no chemical processing required
- water resistant: usable with water phantoms
- achieve dose accuracy within 2% when coupled with FilmQA Pro™ Software
- all films can be custom cut to meet the user's specific needs

application

- small field dosimetry: SRS/SBRT
- patient QA: VMAT, IMRT
- radiation field/ light field alignment tests
- start shot tests
- picket fence tests
- flatness and symmetry tests
- position verification for HDR
- dose mapping

gafchromic™ radiotherapy films

- EBT3
- EBT3P
- EBT-XD
- HD-V2
- MD-V3
- RTQA2
- **gafchromic™ CK films**

gafchromic™ radiology films


- XR-CT3
- XR-RV3
- XR-M3
- LD-V1



patient film



picket fence




start shot



flatness and symmetry



gafchromic™ XR-RV3



gafchromic™ XR-CT2













gafchromic™ XR-M2

film application

product	use	recommended dose range	recommended energy range	format	product code
EBT3	Patient QA: IMRT, VMAT, brachytherapy Machine QA: Star Shot test, Picket Fence test, Flatness and Symmetry test	0.2 Gy to 10 cGy	100keV into the MVrange	Box of 25 sheets: size 8 x 10 in	828204
				Box of 10 sheets: size 12.8 x 17 in	828206
EBT4	Patient QA: IMRT, VMAT, brachytherapy Machine QA: Star Shot test, Picket Fence test, Flatness and Symmetry test	0.2 Gy to 10 cGy	100keV into the MVrange	Box of 25 sheets: size 8 x 10 in	973857
				Box of 10 sheets: size 12.8 x 17 in	973882
EBT3P	EBT3 with the added bonus of punched holes in the film for use with the Gafchromin Quick Phantom	0.2 Gy to 10 cGy	100keV into the MV range	Box of 25 sheets: size 8 x 10 in	841975
EBT-XD	Functional for extended dose ranges. Suitable for SRS/ SBRT	0.4 Gy to 40 Gy	100keV into the MV range	Box of 25 sheets: size 8 x 10 in	859138
HD-V2	High dose dosimetry for use with beams of photons, electrons, protons, ions and neutrons.	10 Gy to 1000 Gy	100keV into the MV range	Box of 5 sheets: size 8 x 10 in	828210
MD-V3	Designed for the measurement of the absorbed dose of high-energy photons.	1 Gy to 100 GY	100keV into the MV range	Box of 5 sheets: size 5 x 5 in	828213
RTQA2-1010	Machine QA: light field alignment tests, radiation field alignment tests, Star Shot test, Picket Fence test, Flatness and Symmetry test	0.2 Gy to 10 Gy	100keV into the MV range	Box of 25 sheets: size 10 x 10 in	828217
RTQA2-111	Machine QA: light field alignment tests, brachytherapy	0.2 Gy to 10 Gy	100keV into the MV range	Box of 25 strips: size 1.25 x 11 in	828218
RTQA2-1417	Machine QA for larger fields: light field alignment tests, radiation field alignment tests, Star Shot test, Picket Fence test, Flatness and Symmetry test	0.2 Gy to 10 Gy	100keV into the MV range	Box of 10 sheets: size 13.8 x 17 in	828219
XR-CT3	Measure radiation beam slice-width and beam position alignment on CT scanners	2 cGy to 20 cGy	~20 keV to 200 keV	Box of 50 strips: size 10 x 1.9 cm	972416
XR-RV3	Surface-peak skin dose measurement in interventional procedures guided by fluoroscopy	0.2 Gy to 10 Gy	~30 keV to 30 MeV	Box of 25 sheets: size 13.8 x 17 in Comparator Strip 1 each	832486 828231
XR-M3	Mammography QA Testing	2 cGy to 20 cGy	~20 keV to 200 keV	Box of 50 strips: size 6.5 x 2.3 cm	972417
LD-V1	QA tool for radiology applications	2 cGy to 20 cGy	~20 keV to 200 keV	Box of 10 sheets: size 10 x 12 in	972412
				Box of 10 sheets: size 8 x 12 in	972413

ck films for use with CyberKnife¹ phantoms

product	product code	format	pieces	pairs	graphic
gafchromic™ EBT3					
ballcube I	828193	2.5 x 2.5 in	20	10	
ballcube II	828195	2.5 x 2.5 in	20	10	
AQA	828191	2.5 x 2.5 in	100	—	
mini ballcube	828215	1.25 x 1.25 in	20	10	
XLT	828223	1.25 x 1.25 in	20	10	
gafchromic™ EBT-XD					
ballcube I	873549	2.5 x 2.5 in	20	10	
ballcube II	873550	2.5 x 2.5 in	20	10	
AQA	873547	2.5 x 2.5 in	100	—	
mini ballcube	873548	1.25 x 1.25 in	20	10	
XLT	873848	1.25 x 1.25 in	20	10	

¹third party owned trademark

regional centers

North America

Bridgewater, NJ USA
Tel: +1 800 505 8984

Europe

Switzerland
Tel: +41.52.560.5538
Fax: +41.52.560.5599

Middle East, Africa

Turkey
Tel: +90 216 538 08 00

China

Shanghai
Tel: +008621-60906606

India

Mumbai
Tel: +91 22 61484646

Asia Pacific

Singapore
Tel: +65 6775 5366

Latin America

Sao Paulo, Brazil
Tel: + 5511 3649 0455

ashland.com

® Registered trademark, Ashland or its subsidiaries, registered in various countries

™ Trademark, Ashland or its subsidiaries, registered in various countries

© 2017, Ashland / PHA18-128.2

 / efficacy usability allure integrity profitability™

 **Ashland**[™]
always solving

The information contained in this brochure and the various products described are intended for use only by persons having technical skill and at their own discretion and risk after they have performed necessary technical investigations, tests and evaluations of the products and their uses. Certain end uses of these products may be regulated pursuant to rules or regulations governing medical devices, drug uses, or pesticidal or antimicrobial uses. It is the end user's responsibility to determine the applicability of such regulations to its products. All statements, information, and data presented herein are believed to be accurate and reliable, but are not to be taken as a guarantee of fitness for a particular purpose, or representation, express or implied, for which seller assumes legal responsibility. No freedom to use any patent owned by Ashland, its subsidiaries, or its suppliers is to be inferred.